

GALUSHA FARMS
STEVE BERNING
27W 271 GALUSHA RD
WARRENVILLE IL 60555

ACCOUNT NO: 36571
SALESMAN: TOM SLATER

=====		SAMPLE NO.	=====	DATE ANALYZED	=====
ALFALFA MIX		1865854		08/01/24	
MOISTURE	16.56%	DRY MATTER	83.44%	HEM	16.98%
CRUDE PROT	12.76%	CALCIUM	1.17%	SUGARS	
SOLUBLE PROT	24.48%	PHOSPHORUS	0.14%	FRUCTOSE	0.75%
		MAGNESIUM	0.38%	GLUCOSE	0.66%
ADF	44.59%	POTASSIUM	1.63%	SUCROSE	1.15%
NDF	61.57%	CHLORIDE	0.13%	GALACTOSE	0.02%
		SULFUR	0.11%	MANNITOL	0.11%
		SODIUM	0.03%		
ADIP (HD)	1.52%				
LIGNIN	8.33%	ZINC	24 PPM		
		COPPER	8 PPM		
FAT	1.27%	IRON	129 PPM		
STARCH	1.56%	MANGANESE	51 PPM		
ASH	10.45%				
		CALCULATIONS			
IVDMD	50.52%	NFC	17.43		
NDFD-30	33.62%				
		NEL	0.53	MCAL/LB	
		NEM	0.38	MCAL/LB	
		NEG	0.14	MCAL/LB	
		TDN	52.7		
		RFV	82		
		RFQ	66.0		
NSC %		4.12			

ALL VALUES, EXCEPT MOISTURE, ARE ON A 100% DRY MATTER BASIS.

GALUSHA FARMS
STEVE BERNING
27W 271 GALUSHA RD
WARRENVILLE IL 60555

ACCOUNT NO: 36571
SALESMAN: TOM SLATER

=====		SAMPLE NO.	=====		DATE ANALYZED	=====
MIX HAY		1865856			08/01/24	
=====						
MOISTURE	14.01%	DRY MATTER	85.99%	HEM		17.70%
CRUDE PROT	14.74%	CALCIUM	1.11%	SUGARS		
SOLUBLE PROT	25.97%	PHOSPHORUS	0.23%	FRUCTOSE		1.05%
		MAGNESIUM	0.33%	GLUCOSE		0.96%
		POTASSIUM	1.89%	SUCROSE		0.93%
ADF	39.69%	CHLORIDE	0.72%	GALACTOSE		0.06%
NDF	57.39%	SULFUR	0.18%	MANNITOL		0.09%
		SODIUM	0.00%			
ADIP (HD)	1.38%					
LIGNIN	8.31%	ZINC	25 PPM			
		COPPER	9 PPM			
FAT	1.22%	IRON	163 PPM			
STARCH	2.03%	MANGANESE	44 PPM			
ASH	7.69%					
		CALCULATIONS				
IVDMD	58.17%	NFC	24.13			
NDFD-30	40.78%	NEL	0.58	MCAL/LB		
		NEM	0.48	MCAL/LB		
		NEG	0.23	MCAL/LB		
		TDN	57.3			
		RFV	94			
		RFQ	94.4			
NSC %		4.98				

ALL VALUES, EXCEPT MOISTURE, ARE ON A 100% DRY MATTER BASIS.

GALUSHA FARMS
STEVE BERNING
27W 271 GALUSHA RD
WARRENVILLE IL 60555

ACCOUNT NO: 36571
SALESMAN: TOM SLATER

=====		SAMPLE NO.	=====	DATE ANALYZED	=====
GRASS HAY		1865853		08/01/24	
MOISTURE	9.92%	DRY MATTER	90.08%	HEM	30.57%
CRUDE PROT	5.03%	CALCIUM	0.40%	SUGARS	
SOLUBLE PROT	7.86%	PHOSPHORUS	0.20%	FRUCTOSE	1.84%
		MAGNESIUM	0.22%	GLUCOSE	1.60%
		POTASSIUM	1.02%	SUCROSE	0.82%
ADF	45.92%	CHLORIDE	0.63%	GALACTOSE	0.01%
NDF	76.49%	SULFUR	0.14%	MANNITOL	0.00%
		SODIUM	0.03%		
ADIP (HD)	1.07%				
LIGNIN	5.49%	ZINC	10 PPM		
		COPPER	3 PPM		
FAT	1.57%	IRON	144 PPM		
STARCH	1.90%	MANGANESE	31 PPM		
ASH	5.92%				
		CALCULATIONS			
IVDMD	40.98%	NFC	13.01		
NDFD-30	35.55%				
		NEL	0.52 MCAL/LB		
		NEM	0.36 MCAL/LB		
		NEG	0.11 MCAL/LB		
		TDN	51.2		
		RFV	65		
		RFQ	53.0		
NSC %					6.16

ALL VALUES, EXCEPT MOISTURE, ARE ON A 100% DRY MATTER BASIS.

GALUSHA FARM
STEVE BERNING
27W 271 GALUSHA RD
WARRENVILLE IL 60555

ACCOUNT NO: 36571
SALESMAN: TOM SLATER

=====		SAMPLE NO.	=====	DATE ANALYZED	=====
GRASS HAY		1855667		05/31/24	
MOISTURE	13.97%	DRY MATTER	86.03%	HEM	18.45%
CRUDE PROT	10.72%	CALCIUM	0.38%	SUGARS	
SOLUBLE PROT	24.65%	PHOSPHORUS	0.16%	FRUCTOSE	0.41%
		MAGNESIUM	0.19%	GLUCOSE	1.63%
ADF	35.84%	POTASSIUM	2.17%	SUCROSE	2.74%
NDF	54.29%	CHLORIDE	0.56%	GALACTOSE	0.06%
		SULFUR	0.19%	MANNITOL	0.04%
		SODIUM	0.01%		
ADIP (HD)	0.69%				
LIGNIN	2.92%	ZINC	16 PPM		
		COPPER	4 PPM		
FAT	2.04%	IRON	120 PPM		
STARCH	2.43%	MANGANESE	21 PPM		
ASH	12.05%				
		CALCULATIONS			
IVDMD	63.73%	NFC	23.74		
NDFD-30	53.51%				
		NEL	0.64 MCAL/LB		
		NEM	0.53 MCAL/LB		
		NEG	0.28 MCAL/LB		
		TDN	62.4		
		RFV	104		
		RFQ	109.0		
NSC %	7.20				

ALL VALUES, EXCEPT MOISTURE, ARE ON A 100% DRY MATTER BASIS.

GALUSHA FARMS
STEVE BERNING
27W 271 GALUSHA RD
WARRENVILLE IL 60555

ACCOUNT NO: 36571
SALESMAN: TOM SLATER

=====		SAMPLE NO.	=====	DATE ANALYZED	=====
GRASS HAY		1865857		08/01/24	
MOISTURE	12.49%	DRY MATTER	87.51%	HEM	25.93%
CRUDE PROT	6.67%	CALCIUM	0.39%	SUGARS	
SOLUBLE PROT	18.54%	PHOSPHORUS	0.16%	FRUCTOSE	2.04%
		MAGNESIUM	0.19%	GLUCOSE	1.79%
ADF	41.55%	POTASSIUM	1.34%	SUCROSE	1.37%
NDF	67.48%	CHLORIDE	0.34%	GALACTOSE	0.02%
		SULFUR	0.14%	MANNITOL	0.05%
		SODIUM	0.00%		
ADIP (HD)	1.15%	ZINC	13 PPM		
LIGNIN	5.64%	COPPER	4 PPM		
FAT	1.89%	IRON	152 PPM		
STARCH	2.12%	MANGANESE	32 PPM		
ASH	6.97%				
		CALCULATIONS			
IVDMD	45.25%	NFC	19.22		
NDFD-30	34.29%	NEL	0.57 MCAL/LB		
		NEM	0.43 MCAL/LB		
		NEG	0.19 MCAL/LB		
		TDN	56.1		
		RFV	78		
		RFQ	69.0		
NSC %	7.31				


ALL VALUES, EXCEPT MOISTURE, ARE ON A 100% DRY MATTER BASIS.

GALUSHA FARMS
STEVE BERNING
27W 271 GALUSHA RD
WARRENVILLE IL 60555

ACCOUNT NO: 36571
SALESMAN: TOM SLATER

=====		SAMPLE NO.	=====		DATE ANALYZED	=====
ALFALFA MIX		1860909			07/02/24	
=====						
MOISTURE	11.60%	DRY MATTER	88.40%	HEM		15.05%
CRUDE PROT	12.68%	CALCIUM	1.02%	SUGARS		
SOLUBLE PROT	32.95%	PHOSPHORUS	0.19%	FRUCTOSE		1.28%
		MAGNESIUM	0.30%	GLUCOSE		1.08%
		POTASSIUM	1.86%	SUCROSE		1.92%
ADF	39.59%	CHLORIDE	0.49%	GALACTOSE		0.08%
NDF	54.64%	SULFUR	0.10%	MANNITOL		0.12%
		SODIUM	0.05%			
ADIP (HD)	0.82%					
LIGNIN	6.97%	ZINC	24 PPM			
		COPPER	9 PPM			
FAT	1.28%	IRON	146 PPM			
STARCH	3.27%	MANGANESE	24 PPM			
ASH	8.10%					
CALCULATIONS						
IVDMD	61.55%	NFC	25.57			
NDFD-30	42.13%	NEL	0.59	MCAL/LB		
		NEM	0.47	MCAL/LB		
		NEG	0.22	MCAL/LB		
		TDN	58.3			
		RFV	99			
		RFQ	99.3			
NSC %		7.54				

ALL VALUES, EXCEPT MOISTURE, ARE ON A 100% DRY MATTER BASIS.



GALUSHA FARMS
STEVE BERNING
27W 271 GALUSHA RD
WARRENVILLE IL 60555

ACCOUNT NO: 36571
SALESMAN: TOM SLATER

=====		SAMPLE NO.	=====		DATE ANALYZED	=====
MIX HAY		1865859			08/01/24	

MOISTURE	12.11%	DRY MATTER	87.89%	HEM	19.48%	
CRUDE PROT	15.41%	CALCIUM	1.55%	SUGARS		
SOLUBLE PROT	23.80%	PHOSPHORUS	0.17%	FRUCTOSE	2.39%	
		MAGNESIUM	0.41%	GLUCOSE	1.64%	
ADF	33.12%	POTASSIUM	1.40%	SUCROSE	0.41%	
NDF	52.60%	CHLORIDE	0.61%	GALACTOSE	0.06%	
		SULFUR	0.16%	MANNITOL	0.07%	
		SODIUM	0.02%			
ADIP (HD)	1.35%	ZINC	25 PPM			
LIGNIN	6.19%	COPPER	8 PPM			
FAT	1.46%	IRON	209 PPM			
STARCH	3.12%	MANGANESE	48 PPM			
ASH	10.29%					
		CALCULATIONS				
IVDMD	64.46%	NFC	26.78			
NDFD-30	57.29%	NEL	0.67	MCAL/LB		
		NEM	0.60	MCAL/LB		
		NEG	0.34	MCAL/LB		
		TDN	64.8			
		RFV	112			
		RFQ	126.8			
NSC %		7.55				

ALL VALUES, EXCEPT MOISTURE, ARE ON A 100% DRY MATTER BASIS.

GALUSHA FARM
STEVE BERNING
27W 271 GALUSHA RD
WARRENVILLE IL 60555

ACCOUNT NO: 36571
SALESMAN: TOM SLATER

=====		SAMPLE NO.	=====	DATE ANALYZED	=====
ALFALFA MIX		1855666		05/31/24	
MOISTURE	14.63%	DRY MATTER	85.37%	HEM	13.82%
CRUDE PROT	16.04%	CALCIUM	0.95%	SUGARS	
SOLUBLE PROT	25.84%	PHOSPHORUS	0.22%	FRUCTOSE	1.57%
		MAGNESIUM	0.26%	GLUCOSE	1.61%
ADF	33.08%	POTASSIUM	2.41%	SUCROSE	2.38%
NDF	46.90%	CHLORIDE	0.58%	GALACTOSE	0.08%
		SULFUR	0.17%	MANNITOL	0.04%
		SODIUM	0.00%		
ADIP (HD)	0.98%				
LIGNIN	4.91%	ZINC	22 PPM		
		COPPER	6 PPM		
FAT	1.44%	IRON	194 PPM		
STARCH	2.11%	MANGANESE	38 PPM		
ASH	11.20%				
		CALCULATIONS			
IVDMD	69.81%	NFC	28.36		
NDFD-30	55.93%	NEL	0.67 MCAL/LB		
		NEM	0.60 MCAL/LB		
		NEG	0.34 MCAL/LB		
		TDN	64.9		
		RFV	125		
		RFQ	138.5		
NSC %	7.67				

ALL VALUES, EXCEPT MOISTURE, ARE ON A 100% DRY MATTER BASIS.

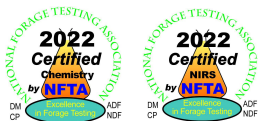
GALUSHA FARMS
STEVE BERNING
27W 271 GALUSHA RD
WARRENVILLE IL 60555

ACCOUNT NO: 36571
SALESMAN: TOM SLATER

=====		SAMPLE NO.	=====		DATE ANALYZED	=====
MIX HAY		1865860			08/01/24	

MOISTURE	11.52%	DRY MATTER	88.48%	HEM	25.06%	
CRUDE PROT	8.78%	CALCIUM	0.90%	SUGARS		
SOLUBLE PROT	19.56%	PHOSPHORUS	0.22%	FRUCTOSE	2.55%	
		MAGNESIUM	0.34%	GLUCOSE	1.70%	
		POTASSIUM	1.57%	SUCROSE	0.88%	
ADF	43.91%	CHLORIDE	1.07%	GALACTOSE	0.02%	
NDF	68.97%	SULFUR	0.15%	MANNITOL	0.02%	
		SODIUM	0.07%			
ADIP (HD)	1.20%	ZINC	20 PPM			
LIGNIN	7.11%	COPPER	7 PPM			
FAT	1.27%	IRON	179 PPM			
STARCH	2.54%	MANGANESE	33 PPM			
ASH	7.24%					
CALCULATIONS						
IVDMD	46.85%	NFC	16.87			
NDFD-30	35.30%	NEL	0.54	MCAL/LB		
		NEM	0.39	MCAL/LB		
		NEG	0.15	MCAL/LB		
		TDN	53.5			
		RFV	74			
		RFQ	68.8			
NSC %	7.67					

ALL VALUES, EXCEPT MOISTURE, ARE ON A 100% DRY MATTER BASIS.

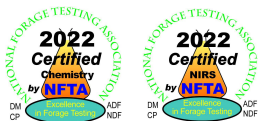


GALUSHA FARMS
STEVE BERNING
27W 271 GALUSHA RD
WARRENVILLE IL 60555

ACCOUNT NO: 36571
SALESMAN: TOM SLATER

=====		SAMPLE NO.	=====		DATE ANALYZED	=====
ALFALFA MIX		1860912			07/02/24	
=====						
MOISTURE	10.17%	DRY MATTER	89.83%	HEM	13.79%	
CRUDE PROT	12.77%	CALCIUM	1.07%	SUGARS		
SOLUBLE PROT	33.65%	PHOSPHORUS	0.21%	FRUCTOSE	0.46%	
		MAGNESIUM	0.30%	GLUCOSE	0.54%	
ADF	39.89%	POTASSIUM	1.60%	SUCROSE	2.26%	
NDF	53.68%	CHLORIDE	0.36%	GALACTOSE	0.08%	
		SULFUR	0.14%	MANNITOL	0.15%	
		SODIUM	0.05%			
ADIP (HD)	0.91%					
LIGNIN	7.77%	ZINC	28 PPM			
		COPPER	9 PPM			
FAT	1.38%	IRON	410 PPM			
STARCH	4.63%	MANGANESE	34 PPM			
ASH	8.92%					
CALCULATIONS						
IVDMD	59.39%	NFC	25.29			
NDFD-30	34.27%	NEL	0.59	MCAL/LB		
		NEM	0.46	MCAL/LB		
		NEG	0.22	MCAL/LB		
		TDN	57.9			
		RFV	100			
		RFQ	73.7			
NSC %	7.90					

ALL VALUES, EXCEPT MOISTURE, ARE ON A 100% DRY MATTER BASIS.

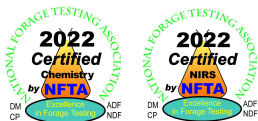


GALUSHA FARM
STEVE BERNING
27W 271 GALUSHA RD
WARRENVILLE IL 60555

ACCOUNT NO: 36571
SALESMAN: TOM SLATER

=====		SAMPLE NO.	=====	DATE ANALYZED	=====
MIX HAY		1855668		05/31/24	
MOISTURE	14.63%	DRY MATTER	85.37%	HEM	11.74%
CRUDE PROT	16.54%	CALCIUM	1.07%	SUGARS	
SOLUBLE PROT	23.98%	PHOSPHORUS	0.32%	FRUCTOSE	1.82%
		MAGNESIUM	0.27%	GLUCOSE	1.40%
ADF	33.05%	POTASSIUM	2.20%	SUCROSE	2.34%
NDF	44.79%	CHLORIDE	0.21%	GALACTOSE	0.09%
		SULFUR	0.17%	MANNITOL	0.01%
		SODIUM	0.02%		
ADIP (HD)	1.01%				
LIGNIN	5.35%	ZINC	20 PPM		
		COPPER	8 PPM		
FAT	1.44%	IRON	184 PPM		
STARCH	2.63%	MANGANESE	38 PPM		
ASH	10.64%				
		CALCULATIONS			
IVDMD	71.11%	NFC	30.72		
NDFD-30	55.48%	NEL	0.67	MCAL/LB	
		NEM	0.60	MCAL/LB	
		NEG	0.34	MCAL/LB	
		TDN	64.9		
		RFV	131		
		RFQ	146.9		
NSC %		8.20			

ALL VALUES, EXCEPT MOISTURE, ARE ON A 100% DRY MATTER BASIS.

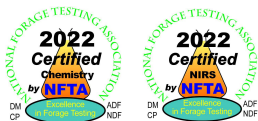


GALUSHA FARMS
STEVE BERNING
27W 271 GALUSHA RD
WARRENVILLE IL 60555

ACCOUNT NO: 36571
SALESMAN: TOM SLATER

=====		SAMPLE NO.	=====		DATE ANALYZED	=====
MIX HAY		1860908			07/02/24	
=====						
MOISTURE	9.57%	DRY MATTER	90.43%	HEM	16.33%	
CRUDE PROT	12.24%	CALCIUM	1.18%	SUGARS		
SOLUBLE PROT	24.56%	PHOSPHORUS	0.17%	FRUCTOSE	1.66%	
		MAGNESIUM	0.38%	GLUCOSE	1.15%	
		POTASSIUM	1.30%	SUCROSE	1.59%	
ADF	39.56%	CHLORIDE	0.46%	GALACTOSE	0.07%	
NDF	55.89%	SULFUR	0.13%	MANNITOL	0.15%	
		SODIUM	0.04%			
ADIP (HD)	1.05%					
LIGNIN	7.88%	ZINC	20 PPM			
		COPPER	8 PPM			
FAT	1.40%	IRON	568 PPM			
STARCH	3.97%	MANGANESE	46 PPM			
ASH	8.09%					
		CALCULATIONS				
IVDMD	59.81%	NFC	25.84			
NDFD-30	40.50%	NEL	0.59 MCAL/LB			
		NEM	0.47 MCAL/LB			
		NEG	0.22 MCAL/LB			
		TDN	58.3			
		RFV	97			
		RFQ	98.4			
NSC %	8.37					

ALL VALUES, EXCEPT MOISTURE, ARE ON A 100% DRY MATTER BASIS.

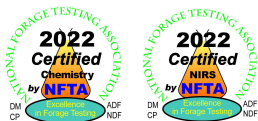


GALUSHA FARMS
STEVE BERNING
27W 271 GALUSHA RD
WARRENVILLE IL 60555

ACCOUNT NO: 36571
SALESMAN: TOM SLATER

=====		SAMPLE NO.	=====	DATE ANALYZED	=====
MIX HAY		1865855		08/01/24	
=====					
MOISTURE	12.31%	DRY MATTER	87.69%	HEM	19.22%
CRUDE PROT	11.43%	CALCIUM	1.10%	SUGARS	
SOLUBLE PROT	21.52%	PHOSPHORUS	0.20%	FRUCTOSE	2.89%
		MAGNESIUM	0.35%	GLUCOSE	1.41%
		POTASSIUM	1.47%	SUCROSE	1.15%
ADF	38.05%	CHLORIDE	0.49%	GALACTOSE	0.08%
NDF	57.27%	SULFUR	0.14%	MANNITOL	0.06%
		SODIUM	0.01%		
ADIP (HD)	0.91%				
LIGNIN	7.20%	ZINC	22 PPM		
		COPPER	6 PPM		
FAT	1.47%	IRON	114 PPM		
STARCH	3.13%	MANGANESE	32 PPM		
ASH	5.74%				
CALCULATIONS					
IVDMD	61.36%	NFC	28.07		
NDFD-30	46.41%	NEL	0.61 MCAL/LB		
		NEM	0.50 MCAL/LB		
		NEG	0.25 MCAL/LB		
		TDN	60.0		
		RFV	96		
		RFQ	115.7		
NSC %		8.57			

ALL VALUES, EXCEPT MOISTURE, ARE ON A 100% DRY MATTER BASIS.



GALUSHA FARM
STEVE BERNING
27W 271 GALUSHA RD
WARRENVILLE IL 60555

ACCOUNT NO: 36571
SALESMAN: TOM SLATER

=====		SAMPLE NO.	=====	DATE ANALYZED	=====
ALFALFA		1855665		05/31/24	
=====					
MOISTURE	12.35%	DRY MATTER	87.65%	HEM	16.19%
CRUDE PROT	14.26%	CALCIUM	0.75%	SUGARS	
SOLUBLE PROT	27.16%	PHOSPHORUS	0.25%	FRUCTOSE	2.30%
		MAGNESIUM	0.26%	GLUCOSE	2.35%
ADF	34.95%	POTASSIUM	2.02%	SUCROSE	2.13%
NDF	51.14%	CHLORIDE	0.17%	GALACTOSE	0.08%
		SULFUR	0.13%	MANNITOL	0.03%
		SODIUM	0.01%		
ADIP (HD)	0.90%	ZINC	19 PPM		
LIGNIN	4.04%	COPPER	6 PPM		
FAT	1.55%	IRON	186 PPM		
STARCH	2.05%	MANGANESE	55 PPM		
ASH	11.58%				
		CALCULATIONS			
IVDMD	64.29%	NFC	24.84		
NDFD-30	45.17%	NEL	0.64	MCAL/LB	
		NEM	0.57	MCAL/LB	
		NEG	0.31	MCAL/LB	
		TDN	62.7		
		RFV	112		
		RFQ	104.7		
NSC %	8.83				

ALL VALUES, EXCEPT MOISTURE, ARE ON A 100% DRY MATTER BASIS.

GALUSHA FARMS
STEVE BERNING
27W 271 GALUSHA RD
WARRENVILLE IL 60555

ACCOUNT NO: 36571
SALESMAN: TOM SLATER

=====		SAMPLE NO.	=====		DATE ANALYZED	=====
GRASS HAY		1860911			07/02/24	

MOISTURE	17.41%	DRY MATTER	82.59%	HEM	21.73%	
CRUDE PROT	11.12%	CALCIUM	0.74%	SUGARS		
SOLUBLE PROT	22.76%	PHOSPHORUS	0.15%	FRUCTOSE	1.55%	
		MAGNESIUM	0.25%	GLUCOSE	1.52%	
		POTASSIUM	1.46%	SUCROSE	0.93%	
ADF	40.60%	CHLORIDE	0.25%	GALACTOSE	0.06%	
NDF	62.33%	SULFUR	0.11%	MANNITOL	0.15%	
		SODIUM	0.00%			
ADIP (HD)	1.03%					
LIGNIN	7.35%	ZINC	19 PPM			
		COPPER	5 PPM			
FAT	1.50%	IRON	229 PPM			
STARCH	5.31%	MANGANESE	58 PPM			
ASH	6.39%					
		CALCULATIONS				
IVDMD	56.89%	NFC	23.17			
NDFD-30	43.53%	NEL	0.58	MCAL/LB		
		NEM	0.45	MCAL/LB		
		NEG	0.20	MCAL/LB		
		TDN	57.1			
		RFV	85			
		RFQ	98.3			
NSC %		9.30				

ALL VALUES, EXCEPT MOISTURE, ARE ON A 100% DRY MATTER BASIS.

GALUSHA FARMS
STEVE BERNING
27W 271 GALUSHA RD
WARRENVILLE IL 60555

ACCOUNT NO: 36571
SALESMAN: TOM SLATER

=====		SAMPLE NO.	=====	DATE ANALYZED	=====
MIX HAY		1860910		07/02/24	
=====					
MOISTURE	13.11%	DRY MATTER	86.90%	HEM	15.05%
CRUDE PROT	17.28%	CALCIUM	0.99%	SUGARS	
SOLUBLE PROT	26.84%	PHOSPHORUS	0.30%	FRUCTOSE	2.76%
		MAGNESIUM	0.28%	GLUCOSE	2.04%
ADF	32.18%	POTASSIUM	2.15%	SUCROSE	1.20%
NDF	47.23%	CHLORIDE	0.43%	GALACTOSE	0.10%
		SULFUR	0.14%	MANNITOL	0.12%
		SODIUM	0.01%		
ADIP (HD)	1.03%				
LIGNIN	5.61%	ZINC	29 PPM		
		COPPER	6 PPM		
FAT	1.76%	IRON	152 PPM		
STARCH	4.30%	MANGANESE	51 PPM		
ASH	8.34%				
		CALCULATIONS			
IVDMD	70.67%	NFC	30.05		
NDFD-30	53.99%	NEL	0.66	MCAL/LB	
		NEM	0.59	MCAL/LB	
		NEG	0.33	MCAL/LB	
		TDN	64.2		
		RFV	126		
		RFQ	133.9		
NSC %		10.29			

ALL VALUES, EXCEPT MOISTURE, ARE ON A 100% DRY MATTER BASIS.

GALUSHA FARMS
STEVE BERNING
27W 271 GALUSHA RD
WARRENVILLE IL 60555

ACCOUNT NO: 36571
SALESMAN: TOM SLATER

=====		SAMPLE NO.	=====		DATE ANALYZED	=====
ALFALFA MIX		1865858			08/01/24	
=====						
MOISTURE	11.62%	DRY MATTER	88.38%	HEM	15.46%	
CRUDE PROT	14.50%	CALCIUM	1.20%	SUGARS		
SOLUBLE PROT	26.02%	PHOSPHORUS	0.20%	FRUCTOSE	3.26%	
		MAGNESIUM	0.31%	GLUCOSE	1.50%	
		POTASSIUM	2.16%	SUCROSE	2.09%	
ADF	32.34%	CHLORIDE	0.88%	GALACTOSE	0.09%	
NDF	47.80%	SULFUR	0.26%	MANNITOL	0.03%	
		SODIUM	0.01%			
ADIP (HD)	0.92%					
LIGNIN	6.61%	ZINC	22 PPM			
		COPPER	10 PPM			
FAT	1.48%	IRON	268 PPM			
STARCH	4.62%	MANGANESE	43 PPM			
ASH	7.56%					
		CALCULATIONS				
IVDMD	66.97%	NFC	31.76			
NDFD-30	43.08%	NEL	0.68	MCAL/LB		
		NEM	0.61	MCAL/LB		
		NEG	0.35	MCAL/LB		
		TDN	65.7			
		RFV	124			
		RFQ	125.2			
NSC %	11.41					

ALL VALUES, EXCEPT MOISTURE, ARE ON A 100% DRY MATTER BASIS.

