

GALUSHA FARM  
STEVE BERNING  
27W 271 GALUSHA RD  
WARRENVILLE IL 60555

ACCOUNT NO: 36571  
SALESMAN: TOM SLATER

=====		SAMPLE NO.	=====		DATE ANALYZED	=====
ALFALFA		1855665			05/31/24	
=====						
MOISTURE	12.35%	DRY MATTER	87.65%	HEM	16.19%	
CRUDE PROT	14.26%	CALCIUM	0.75%	SUGARS		
SOLUBLE PROT	27.16%	PHOSPHORUS	0.25%	FRUCTOSE	2.30%	
		MAGNESIUM	0.26%	GLUCOSE	2.35%	
		POTASSIUM	2.02%	SUCROSE	2.13%	
ADF	34.95%	CHLORIDE	0.17%	GALACTOSE	0.08%	
NDF	51.14%	SULFUR	0.13%	MANNITOL	0.03%	
		SODIUM	0.01%			
ADIP (HD)	0.90%					
LIGNIN	4.04%	ZINC	19 PPM			
		COPPER	6 PPM			
FAT	1.55%	IRON	186 PPM			
STARCH	2.05%	MANGANESE	55 PPM			
ASH	11.58%					
		CALCULATIONS				
IVDMD	64.29%	NFC	24.84			
NDFD-30	45.17%	NEL	0.64	MCAL/LB		
		NEM	0.57	MCAL/LB		
		NEG	0.31	MCAL/LB		
		TDN	62.7			
		RFV	112			
		RFQ	104.7			
NSC %	8.83					


-----  
ALL VALUES, EXCEPT MOISTURE, ARE ON A 100% DRY MATTER BASIS.

GALUSHA FARMS  
STEVE BERNING  
27W 271 GALUSHA RD  
WARRENVILLE IL 60555

ACCOUNT NO: 36571  
SALESMAN: TOM SLATER

=====		SAMPLE NO.	=====		DATE ANALYZED	=====
ALFALFA MIX		1860909			07/02/24	
=====						
MOISTURE	11.60%	DRY MATTER	88.40%	HEM		15.05%
CRUDE PROT	12.68%	CALCIUM	1.02%	SUGARS		
SOLUBLE PROT	32.95%	PHOSPHORUS	0.19%	FRUCTOSE		1.28%
		MAGNESIUM	0.30%	GLUCOSE		1.08%
		POTASSIUM	1.86%	SUCROSE		1.92%
ADF	39.59%	CHLORIDE	0.49%	GALACTOSE		0.08%
NDF	54.64%	SULFUR	0.10%	MANNITOL		0.12%
		SODIUM	0.05%			
ADIP (HD)	0.82%					
LIGNIN	6.97%	ZINC	24 PPM			
		COPPER	9 PPM			
FAT	1.28%	IRON	146 PPM			
STARCH	3.27%	MANGANESE	24 PPM			
ASH	8.10%					
CALCULATIONS						
IVDMD	61.55%	NFC	25.57			
NDFD-30	42.13%	NEL	0.59	MCAL/LB		
		NEM	0.47	MCAL/LB		
		NEG	0.22	MCAL/LB		
		TDN	58.3			
		RFV	99			
		RFQ	99.3			
NSC %		7.54				

-----  
ALL VALUES, EXCEPT MOISTURE, ARE ON A 100% DRY MATTER BASIS.

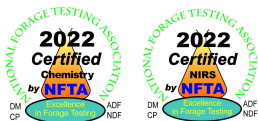


GALUSHA FARMS  
STEVE BERNING  
27W 271 GALUSHA RD  
WARRENVILLE IL 60555

ACCOUNT NO: 36571  
SALESMAN: TOM SLATER

=====		SAMPLE NO.	=====	DATE ANALYZED	=====
ALFALFA MIX		1860912		07/02/24	
=====					
MOISTURE	10.17%	DRY MATTER	89.83%	HEM	13.79%
CRUDE PROT	12.77%	CALCIUM	1.07%	SUGARS	
SOLUBLE PROT	33.65%	PHOSPHORUS	0.21%	FRUCTOSE	0.46%
		MAGNESIUM	0.30%	GLUCOSE	0.54%
ADF	39.89%	POTASSIUM	1.60%	SUCROSE	2.26%
NDF	53.68%	CHLORIDE	0.36%	GALACTOSE	0.08%
		SULFUR	0.14%	MANNITOL	0.15%
		SODIUM	0.05%		
ADIP (HD)	0.91%				
LIGNIN	7.77%	ZINC	28 PPM		
		COPPER	9 PPM		
FAT	1.38%	IRON	410 PPM		
STARCH	4.63%	MANGANESE	34 PPM		
ASH	8.92%				
CALCULATIONS					
IVDMD	59.39%	NFC	25.29		
NDFD-30	34.27%				
		NEL	0.59 MCAL/LB		
		NEM	0.46 MCAL/LB		
		NEG	0.22 MCAL/LB		
		TDN	57.9		
		RFV	100		
		RFQ	73.7		
NSC %	7.90				

-----  
ALL VALUES, EXCEPT MOISTURE, ARE ON A 100% DRY MATTER BASIS.



GALUSHA FARM  
STEVE BERNING  
27W 271 GALUSHA RD  
WARRENVILLE IL 60555

ACCOUNT NO: 36571  
SALESMAN: TOM SLATER

=====		SAMPLE NO.	=====	DATE ANALYZED	=====
ALFALFA MIX		1855666		05/31/24	
MOISTURE	14.63%	DRY MATTER	85.37%	HEM	13.82%
CRUDE PROT	16.04%	CALCIUM	0.95%	SUGARS	
SOLUBLE PROT	25.84%	PHOSPHORUS	0.22%	FRUCTOSE	1.57%
		MAGNESIUM	0.26%	GLUCOSE	1.61%
ADF	33.08%	POTASSIUM	2.41%	SUCROSE	2.38%
NDF	46.90%	CHLORIDE	0.58%	GALACTOSE	0.08%
		SULFUR	0.17%	MANNITOL	0.04%
		SODIUM	0.00%		
ADIP (HD)	0.98%				
LIGNIN	4.91%	ZINC	22 PPM		
		COPPER	6 PPM		
FAT	1.44%	IRON	194 PPM		
STARCH	2.11%	MANGANESE	38 PPM		
ASH	11.20%				
		CALCULATIONS			
IVDMD	69.81%	NFC	28.36		
NDFD-30	55.93%	NEL	0.67	MCAL/LB	
		NEM	0.60	MCAL/LB	
		NEG	0.34	MCAL/LB	
		TDN	64.9		
		RFV	125		
		RFQ	138.5		
NSC %	7.67				

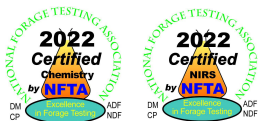
-----  
ALL VALUES, EXCEPT MOISTURE, ARE ON A 100% DRY MATTER BASIS.

GALUSHA FARMS  
STEVE BERNING  
27W 271 GALUSHA RD  
WARRENVILLE IL 60555

ACCOUNT NO: 36571  
SALESMAN: TOM SLATER

=====		SAMPLE NO.	=====		DATE ANALYZED	=====
MIX HAY		1860908			07/02/24	
=====						
MOISTURE	9.57%	DRY MATTER	90.43%	HEM	16.33%	
CRUDE PROT	12.24%	CALCIUM	1.18%	SUGARS		
SOLUBLE PROT	24.56%	PHOSPHORUS	0.17%	FRUCTOSE	1.66%	
		MAGNESIUM	0.38%	GLUCOSE	1.15%	
		POTASSIUM	1.30%	SUCROSE	1.59%	
ADF	39.56%	CHLORIDE	0.46%	GALACTOSE	0.07%	
NDF	55.89%	SULFUR	0.13%	MANNITOL	0.15%	
		SODIUM	0.04%			
ADIP (HD)	1.05%					
LIGNIN	7.88%	ZINC	20 PPM			
		COPPER	8 PPM			
FAT	1.40%	IRON	568 PPM			
STARCH	3.97%	MANGANESE	46 PPM			
ASH	8.09%					
		CALCULATIONS				
IVDMD	59.81%	NFC	25.84			
NDFD-30	40.50%	NEL	0.59 MCAL/LB			
		NEM	0.47 MCAL/LB			
		NEG	0.22 MCAL/LB			
		TDN	58.3			
		RFV	97			
		RFQ	98.4			
NSC %	8.37					

-----  
ALL VALUES, EXCEPT MOISTURE, ARE ON A 100% DRY MATTER BASIS.



GALUSHA FARMS  
STEVE BERNING  
27W 271 GALUSHA RD  
WARRENVILLE IL 60555

ACCOUNT NO: 36571  
SALESMAN: TOM SLATER

=====		SAMPLE NO.	=====	DATE ANALYZED	=====
<b>MIX HAY</b>		1860910		07/02/24	
=====					
MOISTURE	13.11%	DRY MATTER	86.90%	HEM	15.05%
CRUDE PROT	17.28%	CALCIUM	0.99%	SUGARS	
SOLUBLE PROT	26.84%	PHOSPHORUS	0.30%	FRUCTOSE	2.76%
		MAGNESIUM	0.28%	GLUCOSE	2.04%
ADF	32.18%	POTASSIUM	2.15%	SUCROSE	1.20%
NDF	47.23%	CHLORIDE	0.43%	GALACTOSE	0.10%
		SULFUR	0.14%	MANNITOL	0.12%
		SODIUM	0.01%		
ADIP (HD)	1.03%				
LIGNIN	5.61%	ZINC	29 PPM		
		COPPER	6 PPM		
FAT	1.76%	IRON	152 PPM		
STARCH	4.30%	MANGANESE	51 PPM		
ASH	8.34%				
		CALCULATIONS			
IVDMD	70.67%	NFC	30.05		
NDFD-30	53.99%	NEL	0.66	MCAL/LB	
		NEM	0.59	MCAL/LB	
		NEG	0.33	MCAL/LB	
		TDN	64.2		
		RFV	126		
		RFQ	133.9		
<b>NSC %</b>		<b>10.29</b>			

-----  
ALL VALUES, EXCEPT MOISTURE, ARE ON A 100% DRY MATTER BASIS.

GALUSHA FARM  
STEVE BERNING  
27W 271 GALUSHA RD  
WARRENVILLE IL 60555

ACCOUNT NO: 36571  
SALESMAN: TOM SLATER

=====		SAMPLE NO.	=====	DATE ANALYZED	=====
<b>MIX HAY</b>		1855668		05/31/24	
MOISTURE	14.63%	DRY MATTER	85.37%	HEM	11.74%
CRUDE PROT	16.54%	CALCIUM	1.07%	SUGARS	
SOLUBLE PROT	23.98%	PHOSPHORUS	0.32%	FRUCTOSE	1.82%
		MAGNESIUM	0.27%	GLUCOSE	1.40%
ADF	33.05%	POTASSIUM	2.20%	SUCROSE	2.34%
NDF	44.79%	CHLORIDE	0.21%	GALACTOSE	0.09%
		SULFUR	0.17%	MANNITOL	0.01%
		SODIUM	0.02%		
ADIP (HD)	1.01%				
LIGNIN	5.35%	ZINC	20 PPM		
		COPPER	8 PPM		
FAT	1.44%	IRON	184 PPM		
STARCH	2.63%	MANGANESE	38 PPM		
ASH	10.64%				
		CALCULATIONS			
IVDMD	71.11%	NFC	30.72		
NDFD-30	55.48%	NEL	0.67	MCAL/LB	
		NEM	0.60	MCAL/LB	
		NEG	0.34	MCAL/LB	
		TDN	64.9		
		RFV	131		
		RFQ	146.9		
<b>NSC %</b>		<b>8.20</b>			

-----  
ALL VALUES, EXCEPT MOISTURE, ARE ON A 100% DRY MATTER BASIS.

GALUSHA FARMS  
STEVE BERNING  
27W 271 GALUSHA RD  
WARRENVILLE IL 60555

ACCOUNT NO: 36571  
SALESMAN: TOM SLATER

=====		SAMPLE NO.	=====		DATE ANALYZED	=====
<b>GRASS HAY</b>		1860911			07/02/24	
-----						
MOISTURE	17.41%	DRY MATTER	82.59%	HEM	21.73%	
CRUDE PROT	11.12%	CALCIUM	0.74%	SUGARS		
SOLUBLE PROT	22.76%	PHOSPHORUS	0.15%	FRUCTOSE	1.55%	
		MAGNESIUM	0.25%	GLUCOSE	1.52%	
		POTASSIUM	1.46%	SUCROSE	0.93%	
ADF	40.60%	CHLORIDE	0.25%	GALACTOSE	0.06%	
NDF	62.33%	SULFUR	0.11%	MANNITOL	0.15%	
		SODIUM	0.00%			
ADIP (HD)	1.03%					
LIGNIN	7.35%	ZINC	19 PPM			
		COPPER	5 PPM			
FAT	1.50%	IRON	229 PPM			
STARCH	5.31%	MANGANESE	58 PPM			
ASH	6.39%					
		CALCULATIONS				
IVDMD	56.89%	NFC	23.17			
NDFD-30	43.53%	NEL	0.58	MCAL/LB		
		NEM	0.45	MCAL/LB		
		NEG	0.20	MCAL/LB		
		TDN	57.1			
		RFV	85			
		RFQ	98.3			
<b>NSC %</b>		<b>9.30</b>				

-----  
ALL VALUES, EXCEPT MOISTURE, ARE ON A 100% DRY MATTER BASIS.



GALUSHA FARM  
STEVE BERNING  
27W 271 GALUSHA RD  
WARRENVILLE IL 60555

ACCOUNT NO: 36571  
SALESMAN: TOM SLATER

=====		SAMPLE NO.	=====	DATE ANALYZED	=====
GRASS HAY		1855667		05/31/24	
MOISTURE	13.97%	DRY MATTER	86.03%	HEM	18.45%
CRUDE PROT	10.72%	CALCIUM	0.38%	SUGARS	
SOLUBLE PROT	24.65%	PHOSPHORUS	0.16%	FRUCTOSE	0.41%
		MAGNESIUM	0.19%	GLUCOSE	1.63%
ADF	35.84%	POTASSIUM	2.17%	SUCROSE	2.74%
NDF	54.29%	CHLORIDE	0.56%	GALACTOSE	0.06%
		SULFUR	0.19%	MANNITOL	0.04%
		SODIUM	0.01%		
ADIP (HD)	0.69%				
LIGNIN	2.92%	ZINC	16 PPM		
		COPPER	4 PPM		
FAT	2.04%	IRON	120 PPM		
STARCH	2.43%	MANGANESE	21 PPM		
ASH	12.05%				
		CALCULATIONS			
IVDMD	63.73%	NFC	23.74		
NDFD-30	53.51%				
		NEL	0.64	MCAL/LB	
		NEM	0.53	MCAL/LB	
		NEG	0.28	MCAL/LB	
		TDN	62.4		
		RFV	104		
		RFQ	109.0		
NSC %	7.20				

-----  
ALL VALUES, EXCEPT MOISTURE, ARE ON A 100% DRY MATTER BASIS.