

GALUSHA FARMS  
STEVE BERNING  
27W 271 GALUSHA RD  
WARRENVILLE IL 60555

ACCOUNT NO: 36571  
SALESMAN: TOM SLATER

=====		SAMPLE NO.	=====	DATE ANALYZED	=====
Alfalfa Hay		1741676		08/11/22	
=====					
MOISTURE	11.32%	DRY MATTER	88.69%	HEM	11.69%
CRUDE PROT	17.71%	CALCIUM	1.27%	SUGARS	
SOLUBLE PROT	30.79%	PHOSPHORUS	0.26%	FRUCTOSE	1.53%
		MAGNESIUM	0.34%	GLUCOSE	0.49%
ADF	36.83%	POTASSIUM	1.47%	SUCROSE	1.41%
NDF	48.52%	CHLORIDE	0.25%	GALACTOSE	0.10%
		SULFUR	0.18%	MANNITOL	0.05%
		SODIUM	0.05%		
ADIP (HD)	1.23%				
LIGNIN	7.56%	ZINC	29 PPM		
		COPPER	10 PPM		
FAT	0.91%	IRON	166 PPM		
STARCH	1.70%	MANGANESE	21 PPM		
ASH	7.47%				
CALCULATIONS					
IVDMD	68.49%	NFC	29.13		
NDFD-30	51.83%				
		NEL	0.61 MCAL/LB		
		NEM	0.51 MCAL/LB		
NITRATE-N PPM	111	NEG	0.26 MCAL/LB		
		TDN	59.3		
		RFV	115		
		RFQ	129.4		
NSC %	5.13				


-----  
ALL VALUES, EXCEPT MOISTURE, ARE ON A 100% DRY MATTER BASIS.

GALUSHA FARMS  
STEVE BERNING  
27W 271 GALUSHA RD  
WARRENVILLE IL 60555

ACCOUNT NO: 36571  
SALESMAN: TOM SLATER

=====		SAMPLE NO.	=====		DATE ANALYZED	=====
Alfalfa Hay		1741667			08/11/22	
MOISTURE	18.02%	DRY MATTER	81.98%	HEM		9.53%
CRUDE PROT	18.92%	CALCIUM	1.13%	SUGARS		
SOLUBLE PROT	32.53%	PHOSPHORUS	0.26%	FRUCTOSE		1.33%
		MAGNESIUM	0.26%	GLUCOSE		0.32%
		POTASSIUM	1.97%	SUCROSE		1.94%
ADF	35.16%	CHLORIDE	0.26%	GALACTOSE		0.10%
NDF	44.69%	SULFUR	0.18%	MANNITOL		0.14%
		SODIUM	0.01%			
ADIP (HD)	1.21%	ZINC	24 PPM			
LIGNIN	7.58%	COPPER	9 PPM			
FAT	1.12%	IRON	119 PPM			
STARCH	3.26%	MANGANESE	23 PPM			
ASH	8.33%	CALCULATIONS				
IVDMD	69.06%	NFC	30.72			
NDFD-30	48.30%	NEL	0.63	MCAL/LB		
NITRATE-N PPM	317	NEM	0.54	MCAL/LB		
		NEG	0.29	MCAL/LB		
		TDN	61.1			
		RFV	128			
		RFQ	134.3			
NSC %	6.85					

-----  
ALL VALUES, EXCEPT MOISTURE, ARE ON A 100% DRY MATTER BASIS.

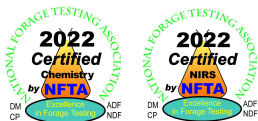


GALUSHA FARMS  
STEVE BERNING  
27W 271 GALUSHA RD  
WARRENVILLE IL 60555

ACCOUNT NO: 36571  
SALESMAN: TOM SLATER

=====		SAMPLE NO.	=====		DATE ANALYZED	=====
Alfalfa Hay		1741669			08/11/22	
-----						
MOISTURE	11.74%	DRY MATTER	88.26%	HEM		7.85%
CRUDE PROT	20.99%	CALCIUM	1.49%	SUGARS		
SOLUBLE PROT	28.67%	PHOSPHORUS	0.30%	FRUCTOSE		3.02%
		MAGNESIUM	0.29%	GLUCOSE		1.10%
ADF	29.84%	POTASSIUM	2.82%	SUCROSE		1.99%
NDF	37.69%	CHLORIDE	0.40%	GALACTOSE		0.11%
		SULFUR	0.24%	MANNITOL		0.11%
		SODIUM	0.00%			
ADIP (HD)	1.20%					
LIGNIN	6.27%	ZINC	23 PPM			
		COPPER	9 PPM			
FAT	1.09%	IRON	348 PPM			
STARCH	3.47%	MANGANESE	31 PPM			
ASH	9.25%					
CALCULATIONS						
IVDMD	76.95%	NFC	35.07			
NDFD-30	56.43%	NEL	0.69	MCAL/LB		
		NEM	0.62	MCAL/LB		
NITRATE-N PPM	225	NEG	0.36	MCAL/LB		
		TDN	66.7			
		RFV	162			
		RFQ	185.0			
NSC %		9.57				

-----  
ALL VALUES, EXCEPT MOISTURE, ARE ON A 100% DRY MATTER BASIS.




GALUSHA FARMS  
STEVE BERNING  
27W 271 GALUSHA RD  
WARRENVILLE IL 60555

ACCOUNT NO: 36571  
SALESMAN: TOM SLATER

=====		SAMPLE NO.	=====	DATE ANALYZED	=====
Alfalfa Hay + Little Grass		1741670		08/11/22	
=====					
MOISTURE	13.76%	DRY MATTER	86.25%	HEM	15.57%
CRUDE PROT	15.07%	CALCIUM	1.02%	SUGARS	
SOLUBLE PROT	33.03%	PHOSPHORUS	0.31%	FRUCTOSE	1.57%
		MAGNESIUM	0.24%	GLUCOSE	0.87%
ADF	39.86%	POTASSIUM	2.31%	SUCROSE	1.34%
NDF	55.43%	CHLORIDE	0.30%	GALACTOSE	0.09%
		SULFUR	0.15%	MANNITOL	0.11%
		SODIUM	0.00%		
ADIP (HD)	1.05%				
LIGNIN	7.06%	ZINC	33 PPM		
		COPPER	8 PPM		
FAT	1.26%	IRON	115 PPM		
STARCH	1.61%	MANGANESE	33 PPM		
ASH	8.17%				
CALCULATIONS					
IVDMD	63.63%	NFC	23.71		
NDFD-30	49.06%				
		NEL	0.58 MCAL/LB		
		NEM	0.48 MCAL/LB		
NITRATE-N PPM	293	NEG	0.23 MCAL/LB		
		TDN	57.1		
		RFV	97		
		RFQ	101.8		
NSC %	5.39				

-----  
ALL VALUES, EXCEPT MOISTURE, ARE ON A 100% DRY MATTER BASIS.



GALUSHA FARMS  
STEVE BERNING  
27W 271 GALUSHA RD  
WARRENVILLE IL 60555

ACCOUNT NO: 36571  
SALESMAN: TOM SLATER

=====		SAMPLE NO.	=====	DATE ANALYZED	=====
Alfalfa Hay + Little Grass		1741671		08/11/22	
=====					
MOISTURE	15.44%	DRY MATTER	84.56%	HEM	14.50%
CRUDE PROT	15.72%	CALCIUM	0.85%	SUGARS	
SOLUBLE PROT	30.91%	PHOSPHORUS	0.25%	FRUCTOSE	1.61%
		MAGNESIUM	0.25%	GLUCOSE	0.81%
ADF	37.07%	POTASSIUM	2.56%	SUCROSE	1.87%
NDF	51.57%	CHLORIDE	0.42%	GALACTOSE	0.09%
		SULFUR	0.18%	MANNITOL	0.15%
		SODIUM	0.00%		
ADIP (HD)	0.97%				
LIGNIN	6.53%	ZINC	23 PPM		
		COPPER	7 PPM		
FAT	1.47%	IRON	187 PPM		
STARCH	2.50%	MANGANESE	33 PPM		
ASH	9.49%				
CALCULATIONS					
IVDMD	66.97%	NFC	25.27		
NDFD-30	51.03%				
		NEL	0.62 MCAL/LB		
		NEM	0.53 MCAL/LB		
NITRATE-N PPM	226	NEG	0.28 MCAL/LB		
		TDN	60.3		
		RFV	108		
		RFQ	114.8		
NSC %	6.79				


-----  
ALL VALUES, EXCEPT MOISTURE, ARE ON A 100% DRY MATTER BASIS.

GALUSHA FARMS  
STEVE BERNING  
27W 271 GALUSHA RD  
WARRENVILLE IL 60555

ACCOUNT NO: 36571  
SALESMAN: TOM SLATER

=====		SAMPLE NO.	=====	DATE ANALYZED	=====
Alfalfa Hay + Little Grass		1741675		08/11/22	
=====					
MOISTURE	11.40%	DRY MATTER	88.60%	HEM	9.39%
CRUDE PROT	21.25%	CALCIUM	1.13%	SUGARS	
SOLUBLE PROT	30.65%	PHOSPHORUS	0.27%	FRUCTOSE	2.28%
		MAGNESIUM	0.30%	GLUCOSE	1.06%
ADF	31.06%	POTASSIUM	2.38%	SUCROSE	1.72%
NDF	40.45%	CHLORIDE	0.37%	GALACTOSE	0.12%
		SULFUR	0.21%	MANNITOL	0.06%
		SODIUM	0.01%		
ADIP (HD)	1.23%				
LIGNIN	6.12%	ZINC	25 PPM		
		COPPER	9 PPM		
FAT	1.50%	IRON	885 PPM		
STARCH	2.61%	MANGANESE	43 PPM		
ASH	10.68%				
CALCULATIONS					
IVDMD	75.23%	NFC	29.80		
NDFD-30	55.45%				
		NEL	0.67 MCAL/LB		
		NEM	0.61 MCAL/LB		
NITRATE-N PPM	308	NEG	0.35 MCAL/LB		
		TDN	65.4		
		RFV	149		
		RFQ	165.1		
NSC %	7.67				

-----  
ALL VALUES, EXCEPT MOISTURE, ARE ON A 100% DRY MATTER BASIS.




GALUSHA FARMS  
STEVE BERNING  
27W 271 GALUSHA RD  
WARRENVILLE IL 60555

ACCOUNT NO: 36571  
SALESMAN: TOM SLATER

=====		SAMPLE NO.	=====	DATE ANALYZED	=====
Alfalfa Hay + Little Grass		1741660		08/11/22	
=====					
MOISTURE	8.79%	DRY MATTER	91.21%	HEM	11.32%
CRUDE PROT	17.11%	CALCIUM	1.06%	SUGARS	
SOLUBLE PROT	27.88%	PHOSPHORUS	0.18%	FRUCTOSE	1.99%
		MAGNESIUM	0.25%	GLUCOSE	0.90%
ADF	37.11%	POTASSIUM	1.42%	SUCROSE	1.58%
NDF	48.43%	CHLORIDE	0.24%	GALACTOSE	0.10%
		SULFUR	0.12%	MANNITOL	0.13%
		SODIUM	0.06%		
ADIP (HD)	1.20%				
LIGNIN	7.71%	ZINC	31 PPM		
		COPPER	7 PPM		
FAT	1.19%	IRON	105 PPM		
STARCH	2.45%	MANGANESE	25 PPM		
ASH	7.53%				
CALCULATIONS					
IVDMD	66.40%	NFC	29.99		
NDFD-30	46.66%	NEL	0.60 MCAL/LB		
NITRATE-N PPM	28	NEM	0.51 MCAL/LB		
		NEG	0.26 MCAL/LB		
		TDN	59.0		
		RFV	115		
		RFQ	119.1		
NSC %	6.92				

-----  
ALL VALUES, EXCEPT MOISTURE, ARE ON A 100% DRY MATTER BASIS.

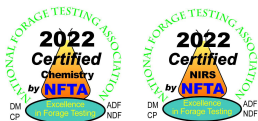


GALUSHA FARMS  
STEVE BERNING  
27W 271 GALUSHA RD  
WARRENVILLE IL 60555

ACCOUNT NO: 36571  
SALESMAN: TOM SLATER

=====		SAMPLE NO.	=====	DATE ANALYZED	=====
Mixed Alfalfa & Grass		1741665		08/11/22	
=====					
MOISTURE	11.73%	DRY MATTER	88.27%	HEM	18.56%
CRUDE PROT	11.92%	CALCIUM	1.03%	SUGARS	
SOLUBLE PROT	24.91%	PHOSPHORUS	0.17%	FRUCTOSE	0.92%
		MAGNESIUM	0.31%	GLUCOSE	0.80%
ADF	40.78%	POTASSIUM	1.22%	SUCROSE	1.34%
NDF	59.34%	CHLORIDE	0.40%	GALACTOSE	0.04%
		SULFUR	0.10%	MANNITOL	0.18%
		SODIUM	0.00%		
ADIP (HD)	1.44%				
LIGNIN	7.45%	ZINC	28 PPM		
		COPPER	6 PPM		
FAT	1.53%	IRON	107 PPM		
STARCH	1.96%	MANGANESE	42 PPM		
ASH	7.54%				
CALCULATIONS					
IVDMD	55.57%	NFC	23.94		
NDFD-30	44.37%				
		NEL	0.58 MCAL/LB		
		NEM	0.45 MCAL/LB		
NITRATE-N PPM	0	NEG	0.20 MCAL/LB		
		TDN	56.9		
		RFV	90		
		RFQ	99.3		
NSC %	5.02				

-----  
ALL VALUES, EXCEPT MOISTURE, ARE ON A 100% DRY MATTER BASIS.





GALUSHA FARMS  
STEVE BERNING  
27W 271 GALUSHA RD  
WARRENVILLE IL 60555

ACCOUNT NO: 36571  
SALESMAN: TOM SLATER


=====		SAMPLE NO.	=====	DATE ANALYZED	=====
Mixed Alfalfa & Grass		1741659		08/11/22	
MOISTURE	12.48%	DRY MATTER	87.52%	HEM	20.43%
CRUDE PROT	12.04%	CALCIUM	0.62%	SUGARS	
SOLUBLE PROT	24.94%	PHOSPHORUS	0.20%	FRUCTOSE	1.30%
		MAGNESIUM	0.21%	GLUCOSE	1.26%
ADF	40.87%	POTASSIUM	2.02%	SUCROSE	0.80%
NDF	61.30%	CHLORIDE	0.32%	GALACTOSE	0.08%
		SULFUR	0.11%	MANNITOL	0.15%
		SODIUM	0.00%		
ADIP (HD)	1.04%	ZINC	29 PPM		
LIGNIN	6.57%	COPPER	5 PPM		
FAT	1.63%	IRON	95 PPM		
STARCH	2.15%	MANGANESE	38 PPM		

ASH 7.18%

		CALCULATIONS	
IVDMD	60.45%	NFC	22.30
NDFD-30	50.20%	NEL	0.58 MCAL/LB
NITRATE-N PPM	0	NEM	0.45 MCAL/LB
		NEG	0.20 MCAL/LB
		TDN	56.8
		RFV	87
		RFQ	105.5

NSC % 5.51

-----  
ALL VALUES, EXCEPT MOISTURE, ARE ON A 100% DRY MATTER BASIS.



GALUSHA FARMS  
STEVE BERNING  
27W 271 GALUSHA RD  
WARRENVILLE IL 60555

ACCOUNT NO: 36571  
SALESMAN: TOM SLATER

=====		SAMPLE NO.	=====	DATE ANALYZED	=====
Mixed Alfalfa & Grass		1741661		08/11/22	
-----					
MOISTURE	7.17%	DRY MATTER	92.83%	HEM	13.74%
CRUDE PROT	15.11%	CALCIUM	1.16%	SUGARS	
SOLUBLE PROT	25.12%	PHOSPHORUS	0.17%	FRUCTOSE	1.54%
		MAGNESIUM	0.30%	GLUCOSE	0.86%
ADF	32.94%	POTASSIUM	1.88%	SUCROSE	2.44%
NDF	46.68%	CHLORIDE	0.61%	GALACTOSE	0.09%
		SULFUR	0.17%	MANNITOL	0.14%
		SODIUM	0.02%		
ADIP (HD)	0.94%				
LIGNIN	5.79%	ZINC	42 PPM		
		COPPER	6 PPM		
FAT	1.92%	IRON	116 PPM		
STARCH	3.43%	MANGANESE	90 PPM		
ASH	8.61%				
CALCULATIONS					
IVDMD	67.92%	NFC	31.05		
NDFD-30	50.60%				
		NEL	0.67 MCAL/LB		
		NEM	0.60 MCAL/LB		
NITRATE-N PPM	0	NEG	0.34 MCAL/LB		
		TDN	65.0		
		RFV	126		
		RFQ	133.3		
NSC %	8.27				

-----  
ALL VALUES, EXCEPT MOISTURE, ARE ON A 100% DRY MATTER BASIS.

GALUSHA FARMS  
STEVE BERNING  
27W 271 GALUSHA RD  
WARRENVILLE IL 60555

ACCOUNT NO: 36571  
SALESMAN: TOM SLATER

=====		SAMPLE NO.	=====	DATE ANALYZED	=====
Mixed Alfalfa & Grass		1741672		08/11/22	
=====					
MOISTURE	11.84%	DRY MATTER	88.16%	HEM	21.40%
CRUDE PROT	11.69%	CALCIUM	0.63%	SUGARS	
SOLUBLE PROT	26.64%	PHOSPHORUS	0.20%	FRUCTOSE	2.81%
		MAGNESIUM	0.24%	GLUCOSE	1.70%
ADF	38.12%	POTASSIUM	2.07%	SUCROSE	0.28%
NDF	59.52%	CHLORIDE	0.70%	GALACTOSE	0.08%
		SULFUR	0.18%	MANNITOL	0.04%
		SODIUM	0.01%		
ADIP (HD)	0.91%				
LIGNIN	5.77%	ZINC	22 PPM		
		COPPER	5 PPM		
FAT	1.39%	IRON	135 PPM		
STARCH	4.03%	MANGANESE	48 PPM		
ASH	6.91%				
CALCULATIONS					
IVDMD	64.55%	NFC	24.79		
NDFD-30	54.15%				
		NEL	0.61 MCAL/LB		
		NEM	0.49 MCAL/LB		
NITRATE-N PPM	28	NEG	0.24 MCAL/LB		
		TDN	59.9		
		RFV	93		
		RFQ	118.6		
NSC %	8.82				


-----  
ALL VALUES, EXCEPT MOISTURE, ARE ON A 100% DRY MATTER BASIS.

GALUSHA FARMS  
STEVE BERNING  
27W 271 GALUSHA RD  
WARRENVILLE IL 60555

ACCOUNT NO: 36571  
SALESMAN: TOM SLATER

=====		SAMPLE NO.	=====	DATE ANALYZED	=====
Grass Hay + Little Alfalfa		1741668		08/11/22	
=====					
MOISTURE	12.35%	DRY MATTER	87.65%	HEM	18.91%
CRUDE PROT	11.16%	CALCIUM	0.73%	SUGARS	
SOLUBLE PROT	25.44%	PHOSPHORUS	0.14%	FRUCTOSE	0.98%
		MAGNESIUM	0.24%	GLUCOSE	0.79%
ADF	41.41%	POTASSIUM	1.51%	SUCROSE	1.48%
NDF	60.32%	CHLORIDE	0.65%	GALACTOSE	0.05%
		SULFUR	0.12%	MANNITOL	0.16%
		SODIUM	0.00%		
ADIP (HD)	1.28%				
LIGNIN	7.65%	ZINC	28 PPM		
		COPPER	5 PPM		
FAT	1.56%	IRON	122 PPM		
STARCH	1.87%	MANGANESE	24 PPM		
ASH	6.49%				
CALCULATIONS					
IVDMD	55.29%	NFC	24.32		
NDFD-30	43.99%				
		NEL	0.57 MCAL/LB		
		NEM	0.44 MCAL/LB		
NITRATE-N PPM	0	NEG	0.19 MCAL/LB		
		TDN	56.2		
		RFV	87		
		RFQ	99.5		
NSC %	5.12				

-----  
ALL VALUES, EXCEPT MOISTURE, ARE ON A 100% DRY MATTER BASIS.




GALUSHA FARMS  
STEVE BERNING  
27W 271 GALUSHA RD  
WARRENVILLE IL 60555

ACCOUNT NO: 36571  
SALESMAN: TOM SLATER

=====		SAMPLE NO.	=====	DATE ANALYZED	=====
Grass Hay + Little Alfalfa		1741679		08/11/22	
=====					
MOISTURE	11.28%	DRY MATTER	88.72%	HEM	24.75%
CRUDE PROT	8.11%	CALCIUM	0.37%	SUGARS	
SOLUBLE PROT	22.02%	PHOSPHORUS	0.23%	FRUCTOSE	1.39%
		MAGNESIUM	0.19%	GLUCOSE	1.25%
ADF	41.70%	POTASSIUM	1.19%	SUCROSE	0.98%
NDF	66.45%	CHLORIDE	0.61%	GALACTOSE	0.04%
		SULFUR	0.15%	MANNITOL	0.09%
		SODIUM	0.00%		
ADIP (HD)	0.97%				
LIGNIN	5.39%	ZINC	20 PPM		
		COPPER	4 PPM		
FAT	1.79%	IRON	155 PPM		
STARCH	1.65%	MANGANESE	40 PPM		
ASH	5.81%				
CALCULATIONS					
IVDMD	50.32%	NFC	20.25		
NDFD-30	41.91%				
		NEL	0.57 MCAL/LB		
		NEM	0.43 MCAL/LB		
NITRATE-N PPM	10	NEG	0.19 MCAL/LB		
		TDN	55.9		
		RFV	79		
		RFQ	85.4		
NSC %	5.27				

-----  
ALL VALUES, EXCEPT MOISTURE, ARE ON A 100% DRY MATTER BASIS.



GALUSHA FARMS  
STEVE BERNING  
27W 271 GALUSHA RD  
WARRENVILLE IL 60555

ACCOUNT NO: 36571  
SALESMAN: TOM SLATER

=====		SAMPLE NO.	=====	DATE ANALYZED	=====
Grass Hay + Little Alfalfa		1741658		08/11/22	
=====					
MOISTURE	10.69%	DRY MATTER	89.31%	HEM	16.05%
CRUDE PROT	12.30%	CALCIUM	0.92%	SUGARS	
SOLUBLE PROT	21.30%	PHOSPHORUS	0.16%	FRUCTOSE	1.09%
		MAGNESIUM	0.28%	GLUCOSE	0.77%
ADF	37.88%	POTASSIUM	1.82%	SUCROSE	1.92%
NDF	53.93%	CHLORIDE	0.52%	GALACTOSE	0.08%
		SULFUR	0.16%	MANNITOL	0.13%
		SODIUM	0.01%		
ADIP (HD)	0.95%				
LIGNIN	6.45%	ZINC	37 PPM		
		COPPER	6 PPM		
FAT	1.61%	IRON	102 PPM		
STARCH	2.87%	MANGANESE	56 PPM		
ASH	8.26%				
CALCULATIONS					
IVDMD	62.92%	NFC	26.89		
NDFD-30	47.12%				
		NEL	0.62 MCAL/LB		
		NEM	0.50 MCAL/LB		
NITRATE-N PPM	0	NEG	0.25 MCAL/LB		
		TDN	60.2		
		RFV	102		
		RFQ	111.9		
NSC %	6.65				

-----  
ALL VALUES, EXCEPT MOISTURE, ARE ON A 100% DRY MATTER BASIS.

GALUSHA FARMS  
STEVE BERNING  
27W 271 GALUSHA RD  
WARRENVILLE IL 60555

ACCOUNT NO: 36571  
SALESMAN: TOM SLATER

=====		SAMPLE NO.	=====	DATE ANALYZED	=====
Grass Hay + Little Alfalfa		1741677		08/11/22	
=====					
MOISTURE	9.96%	DRY MATTER	90.05%	HEM	20.11%
CRUDE PROT	11.27%	CALCIUM	0.70%	SUGARS	
SOLUBLE PROT	24.33%	PHOSPHORUS	0.16%	FRUCTOSE	2.60%
		MAGNESIUM	0.28%	GLUCOSE	1.57%
ADF	37.72%	POTASSIUM	1.64%	SUCROSE	0.70%
NDF	57.83%	CHLORIDE	0.55%	GALACTOSE	0.08%
		SULFUR	0.13%	MANNITOL	0.06%
		SODIUM	0.01%		
ADIP (HD)	1.07%				
LIGNIN	6.17%	ZINC	22 PPM		
		COPPER	6 PPM		
FAT	1.54%	IRON	370 PPM		
STARCH	4.16%	MANGANESE	41 PPM		
ASH	6.60%				
CALCULATIONS					
IVDMD	63.71%	NFC	26.57		
NDFD-30	51.95%				
		NEL	0.62 MCAL/LB		
		NEM	0.50 MCAL/LB		
NITRATE-N PPM	12	NEG	0.25 MCAL/LB		
		TDN	60.3		
		RFV	96		
		RFQ	119.7		
NSC %	9.03				

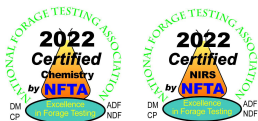
-----  
ALL VALUES, EXCEPT MOISTURE, ARE ON A 100% DRY MATTER BASIS.

GALUSHA FARMS  
STEVE BERNING  
27W 271 GALUSHA RD  
WARRENVILLE IL 60555

ACCOUNT NO: 36571  
SALESMAN: TOM SLATER

=====		SAMPLE NO.	=====	DATE ANALYZED	=====
Grass Hay		1741673		08/11/22	
MOISTURE	11.75%	DRY MATTER	88.25%	HEM	28.28%
CRUDE PROT	5.56%	CALCIUM	0.38%	SUGARS	
SOLUBLE PROT	18.66%	PHOSPHORUS	0.20%	FRUCTOSE	1.30%
		MAGNESIUM	0.23%	GLUCOSE	0.73%
ADF	46.27%	POTASSIUM	1.45%	SUCROSE	0.04%
NDF	74.55%	CHLORIDE	0.80%	GALACTOSE	0.04%
		SULFUR	0.15%	MANNITOL	0.05%
		SODIUM	0.02%		
ADIP (HD)	0.82%				
LIGNIN	5.75%	ZINC	12 PPM		
		COPPER	5 PPM		
FAT	1.23%	IRON	117 PPM		
STARCH	2.34%	MANGANESE	20 PPM		
ASH	4.63%				
		CALCULATIONS			
IVDMD	47.96%	NFC	16.15		
NDFD-30	42.49%				
		NEL	0.51	MCAL/LB	
		NEM	0.35	MCAL/LB	
NITRATE-N PPM	11	NEG	0.11	MCAL/LB	
		TDN	50.8		
		RFV	66		
		RFQ	65.0		
NSC %		4.41			

-----  
ALL VALUES, EXCEPT MOISTURE, ARE ON A 100% DRY MATTER BASIS.





GALUSHA FARMS  
STEVE BERNING  
27W 271 GALUSHA RD  
WARRENVILLE IL 60555

ACCOUNT NO: 36571  
SALESMAN: TOM SLATER

=====		SAMPLE NO.	=====	DATE ANALYZED	=====
Grass Hay		1741674		08/11/22	
=====					
MOISTURE	15.51%	DRY MATTER	84.49%	HEM	24.25%
CRUDE PROT	8.85%	CALCIUM	0.55%	SUGARS	
SOLUBLE PROT	25.00%	PHOSPHORUS	0.26%	FRUCTOSE	0.51%
		MAGNESIUM	0.35%	GLUCOSE	0.75%
ADF	42.58%	POTASSIUM	1.53%	SUCROSE	1.00%
NDF	66.83%	CHLORIDE	0.91%	GALACTOSE	0.03%
		SULFUR	0.20%	MANNITOL	0.12%
		SODIUM	0.00%		
ADIP (HD)	1.19%				
LIGNIN	6.18%	ZINC	21 PPM		
		COPPER	5 PPM		
FAT	1.68%	IRON	143 PPM		
STARCH	2.29%	MANGANESE	31 PPM		
ASH	6.43%				
CALCULATIONS					
IVDMD	50.87%	NFC	19.16		
NDFD-30	43.65%				
		NEL	0.56 MCAL/LB		
		NEM	0.42 MCAL/LB		
NITRATE-N PPM	30	NEG	0.17 MCAL/LB		
		TDN	54.9		
		RFV	78		
		RFQ	85.9		
NSC %					
					4.55

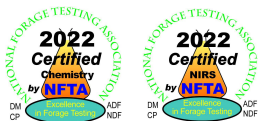
-----  
ALL VALUES, EXCEPT MOISTURE, ARE ON A 100% DRY MATTER BASIS.

GALUSHA FARMS  
STEVE BERNING  
27W 271 GALUSHA RD  
WARRENVILLE IL 60555

ACCOUNT NO: 36571  
SALESMAN: TOM SLATER

=====		SAMPLE NO.	=====		DATE ANALYZED	=====
Grass Hay		1741678			08/11/22	
MOISTURE	6.52%	DRY MATTER	93.48%	HEM		24.07%
CRUDE PROT	6.80%	CALCIUM	0.32%	SUGARS		
SOLUBLE PROT	26.53%	PHOSPHORUS	0.19%	FRUCTOSE		1.26%
		MAGNESIUM	0.22%	GLUCOSE		1.17%
		POTASSIUM	1.45%	SUCROSE		1.19%
ADF	42.21%	CHLORIDE	0.85%	GALACTOSE		0.03%
NDF	66.28%	SULFUR	0.13%	MANNITOL		0.10%
		SODIUM	0.00%			
ADIP (HD)	0.96%	ZINC	18 PPM			
LIGNIN	5.37%	COPPER	3 PPM			
FAT	1.78%	IRON	110 PPM			
STARCH	2.64%	MANGANESE	14 PPM			
ASH	7.03%	CALCULATIONS				
IVDMD	49.20%	NFC	19.89			
NDFD-30	40.33%	NEL	0.56	MCAL/LB		
NITRATE-N PPM	9	NEM	0.42	MCAL/LB		
		NEG	0.18	MCAL/LB		
		TDN	55.4			
		RFV	79			
		RFQ	75.8			
NSC %	6.26					

-----  
ALL VALUES, EXCEPT MOISTURE, ARE ON A 100% DRY MATTER BASIS.

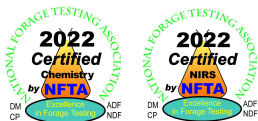


GALUSHA FARMS  
STEVE BERNING  
27W 271 GALUSHA RD  
WARRENVILLE IL 60555

ACCOUNT NO: 36571  
SALESMAN: TOM SLATER

=====		SAMPLE NO.	=====	DATE ANALYZED	=====
Grass Hay		1741666		08/11/22	
=====					
MOISTURE	7.98%	DRY MATTER	92.02%	HEM	24.18%
CRUDE PROT	10.34%	CALCIUM	0.31%	SUGARS	
SOLUBLE PROT	27.71%	PHOSPHORUS	0.26%	FRUCTOSE	1.24%
		MAGNESIUM	0.14%	GLUCOSE	1.25%
ADF	42.41%	POTASSIUM	2.08%	SUCROSE	0.61%
NDF	66.59%	CHLORIDE	0.18%	GALACTOSE	0.06%
		SULFUR	0.09%	MANNITOL	0.13%
		SODIUM	0.00%		
ADIP (HD)	0.72%				
LIGNIN	5.36%	ZINC	22 PPM		
		COPPER	4 PPM		
FAT	1.53%	IRON	102 PPM		
STARCH	3.51%	MANGANESE	17 PPM		
ASH	8.04%				
CALCULATIONS					
IVDMD	56.80%	NFC	16.93		
NDFD-30	46.91%				
		NEL	0.56 MCAL/LB		
		NEM	0.42 MCAL/LB		
NITRATE-N PPM	0	NEG	0.17 MCAL/LB		
		TDN	55.1		
		RFV	78		
		RFQ	87.0		
NSC %	6.61				

-----  
ALL VALUES, EXCEPT MOISTURE, ARE ON A 100% DRY MATTER BASIS.



GALUSHA FARMS  
STEVE BERNING  
27W 271 GALUSHA RD  
WARRENVILLE IL 60555

ACCOUNT NO: 36571  
SALESMAN: TOM SLATER

=====		SAMPLE NO.	=====	DATE ANALYZED	=====
Grass Hay		1741664		08/11/22	
MOISTURE	10.56%	DRY MATTER	89.44%	HEM	20.85%
CRUDE PROT	12.61%	CALCIUM	0.86%	SUGARS	
SOLUBLE PROT	25.39%	PHOSPHORUS	0.23%	FRUCTOSE	2.28%
		MAGNESIUM	0.28%	GLUCOSE	1.69%
ADF	37.63%	POTASSIUM	1.94%	SUCROSE	0.97%
NDF	58.48%	CHLORIDE	0.39%	GALACTOSE	0.08%
		SULFUR	0.16%	MANNITOL	0.10%
		SODIUM	0.00%		
ADIP (HD)	0.83%				
LIGNIN	5.60%	ZINC	25 PPM		
		COPPER	6 PPM		
FAT	1.54%	IRON	147 PPM		
STARCH	2.27%	MANGANESE	33 PPM		
ASH	6.95%				
		CALCULATIONS			
IVDMD	63.86%	NFC	24.23		
NDFD-30	52.55%				
		NEL	0.62	MCAL/LB	
		NEM	0.50	MCAL/LB	
NITRATE-N PPM	0	NEG	0.25	MCAL/LB	
		TDN	60.4		
		RFV	95		
		RFQ	117.9		
NSC %		7.1			

-----  
ALL VALUES, EXCEPT MOISTURE, ARE ON A 100% DRY MATTER BASIS.

GALUSHA FARMS  
STEVE BERNING  
27W 271 GALUSHA RD  
WARRENVILLE IL 60555

ACCOUNT NO: 36571  
SALESMAN: TOM SLATER

=====		SAMPLE NO.	=====	DATE ANALYZED	=====
Grass Hay		1741663		08/11/22	
MOISTURE	11.14%	DRY MATTER	88.86%	HEM	21.79%
CRUDE PROT	10.08%	CALCIUM	0.55%	SUGARS	
SOLUBLE PROT	17.29%	PHOSPHORUS	0.31%	FRUCTOSE	2.64%
		MAGNESIUM	0.27%	GLUCOSE	2.12%
ADF	37.45%	POTASSIUM	1.22%	SUCROSE	2.18%
NDF	59.24%	CHLORIDE	0.88%	GALACTOSE	0.06%
		SULFUR	0.29%	MANNITOL	0.14%
		SODIUM	0.00%		
ADIP (HD)	0.59%				
LIGNIN	4.74%	ZINC	38 PPM		
		COPPER	6 PPM		
FAT	1.80%	IRON	64 PPM		
STARCH	2.04%	MANGANESE	21 PPM		
ASH	7.15%				
		CALCULATIONS			
IVDMD	59.49%	NFC	23.84		
NDFD-30	46.81%				
		NEL	0.62	MCAL/LB	
		NEM	0.51	MCAL/LB	
NITRATE-N PPM	0	NEG	0.26	MCAL/LB	
		TDN	60.6		
		RFV	94		
		RFQ	105.7		
NSC %		8.98			


-----  
ALL VALUES, EXCEPT MOISTURE, ARE ON A 100% DRY MATTER BASIS.

GALUSHA FARMS  
STEVE BERNING  
27W 271 GALUSHA RD  
WARRENVILLE IL 60555

ACCOUNT NO: 36571  
SALESMAN: TOM SLATER

=====		SAMPLE NO.	=====	DATE ANALYZED	=====
Grass Hay		1741662		08/11/22	
MOISTURE	7.79%	DRY MATTER	92.21%	HEM	20.56%
CRUDE PROT	7.24%	CALCIUM	0.37%	SUGARS	
SOLUBLE PROT	17.75%	PHOSPHORUS	0.24%	FRUCTOSE	2.79%
		MAGNESIUM	0.18%	GLUCOSE	1.92%
ADF	39.10%	POTASSIUM	1.07%	SUCROSE	1.59%
NDF	59.66%	CHLORIDE	0.47%	GALACTOSE	0.05%
		SULFUR	0.12%	MANNITOL	0.19%
		SODIUM	0.00%		
ADIP (HD)	0.75%				
LIGNIN	5.42%	ZINC	32 PPM		
		COPPER	3 PPM		
FAT	1.79%	IRON	206 PPM		
STARCH	3.33%	MANGANESE	40 PPM		
ASH	6.61%				
		CALCULATIONS			
IVDMD	55.06%	NFC	26.70		
NDFD-30	41.62%				
		NEL	0.60	MCAL/LB	
		NEM	0.48	MCAL/LB	
NITRATE-N PPM	0	NEG	0.23	MCAL/LB	
		TDN	58.8		
		RFV	91		
		RFQ	91.6		
NSC %		9.63			

-----  
ALL VALUES, EXCEPT MOISTURE, ARE ON A 100% DRY MATTER BASIS.



GALUSHA FARMS  
STEVE BERNING  
27W 271 GALUSHA RD  
WARRENVILLE IL 60555

ACCOUNT NO: 36571  
SALESMAN: TOM SLATER

=====		SAMPLE NO.	=====	DATE ANALYZED	=====
Grass Hay		1741680		08/11/22	
MOISTURE	11.32%	DRY MATTER	88.68%	HEM	23.96%
CRUDE PROT	10.13%	CALCIUM	0.34%	SUGARS	
SOLUBLE PROT	23.80%	PHOSPHORUS	0.22%	FRUCTOSE	4.13%
		MAGNESIUM	0.20%	GLUCOSE	2.76%
ADF	37.22%	POTASSIUM	1.90%	SUCROSE	0.01%
NDF	61.18%	CHLORIDE	0.47%	GALACTOSE	0.07%
		SULFUR	0.18%	MANNITOL	0.04%
		SODIUM	0.02%		
ADIP (HD)	0.80%				
LIGNIN	4.11%	ZINC	20 PPM		
		COPPER	5 PPM		
FAT	1.53%	IRON	561 PPM		
STARCH	2.99%	MANGANESE	151 PPM		
ASH	7.86%				
		CALCULATIONS			
IVDMD	65.31%	NFC	22.52		
NDFD-30	54.77%				
		NEL	0.62	MCAL/LB	
		NEM	0.51	MCAL/LB	
NITRATE-N PPM	7	NEG	0.26	MCAL/LB	
		TDN	60.9		
		RFV	91		
		RFQ	112.2		
NSC %		9.89			

-----  
ALL VALUES, EXCEPT MOISTURE, ARE ON A 100% DRY MATTER BASIS.